

ASAP news



Continuing the Little League® tradition of making it “safer for the kids.”



CHINO AMERICAN LITTLE LEAGUE NATIONAL ASAP SAFETY AWARD WINNER

At the heart of the A Safety Awareness Program (ASAP) is the safety and well-being of the Little Leaguers®. From preventing physical injuries, to helping build confidence and emotional well-being, to making the experience as fun as it can be for everyone involved, it's all about the kids. For 2018, no league embodied the spirit of ASAP more than Chino American Little League in Chino, (Calif.).

Chino, Calif. American Little League will not only start next season on a brand new field, it will also enjoy the many benefits of having a field lighting system on that new field as a result of being named the 2018 national ASAP winner.

“Winning is a blessing to the league,” said Tom Barr, Chino American’s safety officer. “We have moved to a new field and will be able to start the season early and not have to wait for daylight savings time. The Major

division games can last longer because of having lights, and it will give Chino American the opportunity to host a Tournament of Champions and a District 23 All-Star Game.”

The recognition of Chino American was well earned. The league consistently re-evaluates its safety initiatives and looks for ways to strengthen its approach to providing the safest and healthiest environment for young players.

“We’ve had minimal injuries this year. We continue to provide CPR and First-Aid training at no cost to coaches and parent volunteers. We continue to enforce the volunteer badge rule at all games and in all divisions. And, Board Members continue to check bats for the USA baseball bat logo,” Mr. Barr said.

Chino American also continues its concussion awareness program and enforcement of players wearing proper


continued on page 2

protective equipment at all times, repairing and replacing damaged protective equipment as needed. In addition to its more “universal” physical safety initiatives, Chino American also looks to institute policies based on its geographic location, as well as players’ self-confidence and emotional well-being.

“Our league plays in California, we have many hot days and we plan on more education on heat-related illnesses,” Mr. Barr said. “We also plan on addressing negative attitudes of coaches, parents, and players to foster a positive game environment. And another problem that needs to be addressed is bullying, so we plan on

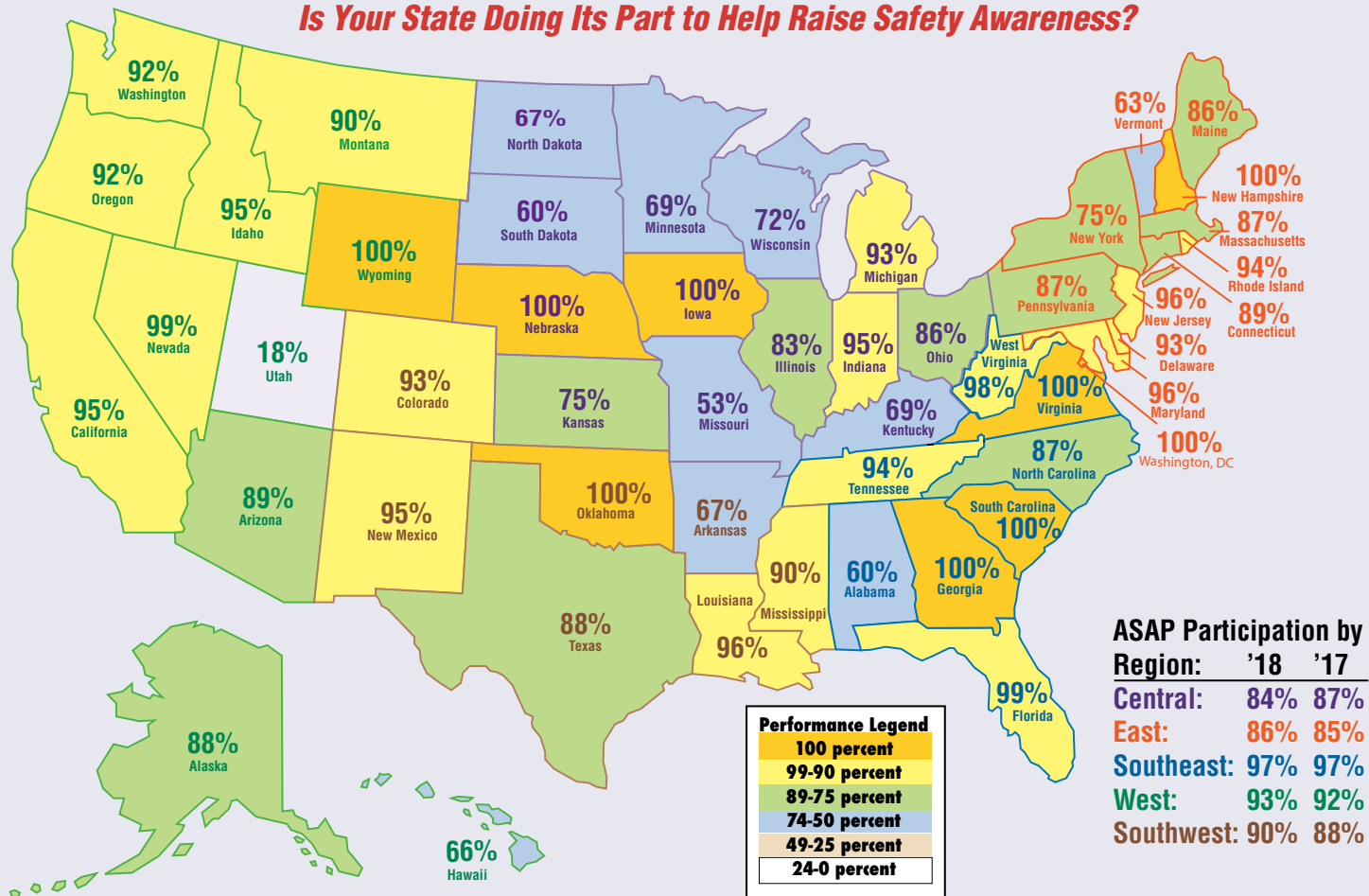
providing information about being a buddy, not a bully.”

Congratulations to Chino American Little League on a precise and advanced safety plan which helps makes the game “safer” for the children and volunteers.



2018 US National ASAP Participation: 91%
2017 US National ASAP Participation: 88%


Is Your State Doing Its Part to Help Raise Safety Awareness?



CENTRAL REGION

Central comes in at 84%

In 2018, 91% of all local Little League programs submitted safety plans, helping to avert more than 90,000 injuries since the program began in 1995. This past season, leagues with approved plans received an award based on 15 percent of their AIG Accident Insurance premium. In July, leagues received \$419,398.35 in ASAP awards and District Administrators received \$63,490 in incentives. The following pages list participation numbers by region, state, and district.



Central Region

Dis. Administrator 2016 2017 2018
 No. Name % % %

Dis. No.	Administrator Name	2016 %	2017 %	2018 %
ILLINOIS 83%				
1	Scott Tolliver	100	100	60
2	Jim Butler	100	100	64
5	Greg Raisbeck	100	100	100
6	Sandy Ducat	100	100	70
7	Dan J Dela Garza	100	100	63
8	Roger Petrick	100	100	50
9	Nicholas Gianacacos	100	100	100
10	Joe McMillan	62	100	69
11	Linda Sanfilippo	100	100	100
12	Carlton Jones	100	91	93
13	Phil Rizzo	94	93	94
15	Edwin Plys	100	100	100
17	Ryon Mcneff	75	86	75
19	Christopher Davis	100	75	100
20	Timothy Trevier	100	100	100
INDIANA 95%				
1	Rich Arndt	92	100	100
2	Paula Grede	100	100	100
3	Steve Smith	100	75	50
4	Mark Commons*	100	71	100
5	Shelly Gaither	87	100	100
6	Jim Kemp	90	90	100
7	Derek Lisby	100	100	100
8	Mark Commons	100	100	100
9	David Bratton*	100	100	100
10	Gary Gable	100	84	100
11	Kevin Weinberg	100	100	100
12	James Cruiser	100	100	100
13	Troy Baize	75	70	83
14	Marlin Culp	100	100	100
IOWA 100%				
2	Gary Mayfield	100	100	100
3	Chris Chadd	100	100	100

4	Jeff Hegwood	58	91	100
5	Jim Stockbauer	100	100	100
6	Mike Malenosky	85	100	100
7	Chad Larue	45	63	100
KANSAS 75%				
2	Wayne Metcalf	50	100	75
KENTUCKY 69%				
1	John Roll	100	88	33
2	Tammy Mckinney	67	70	75
3	W O Bradley	75	62	71
4	Franklin Stivers	64	76	87
5	John Edwards	50	62	14
6	Scott Shaffer	100	100	100
7	Arnold Wheeler	100	100	100
MICHIGAN 93%				
1	Mark Hillabrand	100	94	100
2	Bruce Scheck	100	100	100
3	Pamela Bildner	100	100	100
4	Steve Fogle	100	100	87
5	Sharon Mayer	92	92	100
6	William Crandall	100	100	100
7	Mark Davidson	100	100	100
8	Dorine Britton	100	100	100
9	John Ederle	100	100	100
10	Don Howes	100	90	100
11	Mark Pantti	62	50	100
12	Brian Chesebro	40	33	18
13	David Haselhuhn	100	88	100
14	Randy Madison	94	93	86
15	Joanne Willson	100	100	100
16	Larry Fix	100	100	100
MINNESOTA 69%				
1	Mike Norling	100	100	100

2	Patrick Mahr*	60	75	50
3	Henry Chruscielski	50	50	50
4	Michel Tubbs*	45	50	75
MISSOURI 53%				
1	Tom Wegener	33	42	29
2	Mike Greninger	40	33	33
3	Jason Halbert*	100	88	50
4	Ron Graves	66	100	100
NEBRASKA 100%				
3	David Arkfeld	92	100	100
NORTH DAKOTA 67%				
1	Jason McGough	0	0	67
OHIO 86%				
1	Todd Tulino	100	100	100
2	Chet Cooper	63	70	70
3	Doug Caffelle*	83	90	100
4	Tom Meder	100	90	100
5	Dana Carley	89	100	100
6	Steve Bohman	40	80	80
7	David Worster	100	100	86
8	Shannon Walker	100	100	100
9	Kevin Carey	92	100	93
10	Ron Hoag	40	40	17
11	Donald Rawlins	100	100	100
SOUTH DAKOTA 60%				
1	Jason McGough	62	43	60
WISCONSIN 72%				
1	Carmelo Puglisi	100	100	100
2	Jerry Cook	67	75	25
3	Russ Lapoint*	42	60	67
4	Jeff Wolfe	45	63	82
5	Robert Stasney	50	62	57
6	David Douglas	88	100	100

* Indicates new District Administrator in 2018.

East maintains safety at 86%

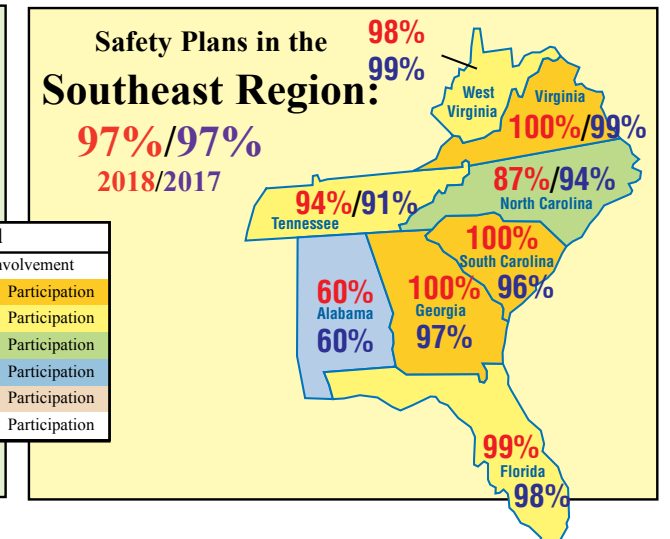
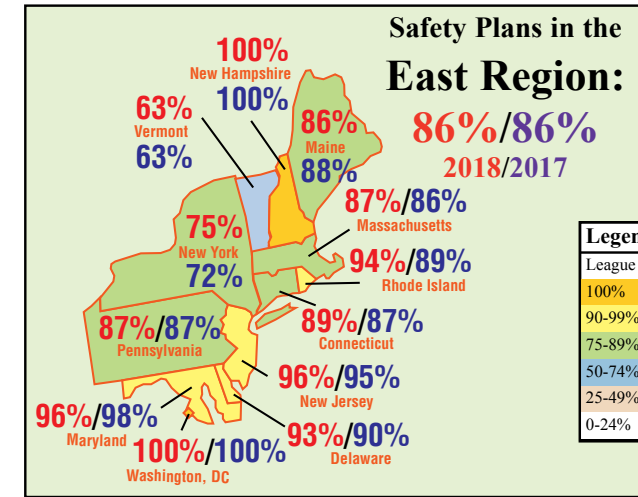
East Region

Dis. No.	Administrator Name	2016 %	2017 %	2018 %
CONNECTICUT 89%				
1	Perry Pierce	83	90	92
2	Lou Bleggi	58	54	73
3	Wendle Stiber	41	58	67
4	Jocelyn Chang	86	80	92
5	Jaqueline Rodriguez Rondini*	100	100	100
6	Michael Mentone	92	100	100
7	Bill Howard	72	72	64
8	Joe McAuliffe	84	78	92
9	Rick Quirk*	81	93	100
10	Robert Lee	100	100	92
11	Everett Demers*	100	100	100
12	Brian Hanlon	100	90	91
DELAWARE 93%				
1	Robert Newnam	100	100	100
2	Darryl Dorr	100	100	100
3	Andy Lewis	90	70	80
MAINE 86%				
1	Robert Dorr	100	100	89
2	Dana Verge	100	100	100
3	Michael Brooker	64	88	82
4	Erin Davies	43	60	67
5	Scott Edwards	100	100	75
6	William Finley*	100	100	100
MARYLAND 96%				
1	Larry Hammond	100	100	100
2	Anthony Russo*	100	100	100
3	Gregory Roberts	100	100	100
4	Jeffrey D Smith	100	75	80
5	Martin Thompson	100	100	100
6	Frankie Bennett	100	100	100
7	Don Tomlinson	100	100	100
8	Leo Ehrisman	90	100	90
MASSACHUSETTS 87%				
1	Bryon Sherman	80	80	75
2	Steve DePalma	77	77	100
3	Gretchen Haibon	100	100	100
4	Linda McGill	100	100	100
5	Dave Obuchowski	100	100	100
6	Jeffrey Silvia	100	87	100
7	Robert Stearns	80	84	75
8	Donald Whitman	88	93	88
9	Bernard Colbert	71	42	50
10	Ellen Pinto	75	87	87
11	Phil Albert	55	55	67
12	Bernard Colbert	100	100	100
13	John Berardi	92	85	86
14	Frank Flanagan	50	44	70
15	William Lowd	100	100	100

16	Joseph Baglieri	100	100	100
NEW HAMPSHIRE 100%				
1	Sally Dreckmann	94	100	100
2	Jeff Lewis	100	100	100
NEW JERSEY 96%				
1	Christopher Graham	94	100	100
2	Michael Phillips	100	100	100
3	Tom McCarville	100	100	100
4	Cesare Papetti	76	88	89
5	Ron Teel	100	100	100
6	Jeffery Ware	100	100	100
7	Carmin Conti	75	100	100
8	Skip Mofenson	58	66	80
10	Gary Giackette	100	100	100
11	Anthony Richardson	84	84	92
12	David Edwards*	100	100	100
13	Joe Rigler	100	100	100
14	Jerry Murphy	86	100	87
15	Clifford Meeks	94	84	95
16	Joe Fussner	100	94	100
18	Frank Trenkle	92	100	100
19	Buddy Coates	86	100	94
20	David Poe	80	86	88
21	Joe Romanelli	83	100	100
NEW YORK 75%				
1	John Godfrey	100	100	100
2	John Day	100	100	100
3	Jay Caccamise	50	50	50
4	Ken Liesegang	41	52	100
5	Mike Kelsey	100	100	100
6	Richard Kelley	90	90	90
7	Ryan Vaughan	9	27	38
8	Dan Cavallo	96	100	93
9	Patrick Hetherington	100	100	100
10	Michael Gentile*	75	70	65
11	Daniel DeCelle	50	83	83
12	Charles Fitzpatrick	64	58	88
13	Leonard Ricciuti Jr.	100	100	100
14	Gary Krill	100	100	100
15	Guy Madsen	100	90	82
16	Kim Caunitz	100	100	100
17	Fred Cantor	92	92	100
18	Bob Jordan	92	92	92
19	George Serrano	73	80	80
20	Robert Candrea	68	68	69
21	Luis Goncalves*	33	33	33
22	Chris Amarosa	57	46	54
23	James Nolan	25	25	42
24	William Panzella	100	100	100
27	Ed Chrzastek	42	25	29
28	Al D'Elia	66	66	67
29	James McDaniels	70	60	82

30	Don Urban	67	45	55
31	Edward Felsch	85	85	83
32	Todd Koehler	25	50	22
33	Peter Pennelle	35	41	54
34	Marilyn Maccio	95	90	84
35	Carol Kollmer	100	88	89
36	Paul Guido	37	31	44
37	Dan Salmon	88	88	90
38	Marv Cummings	46	58	46
PENNSYLVANIA 87%				
1	Bill Dithrich	69	83	92
2	Bob Rodenbaugh	92	92	85
3	Brian Fife	50	70	64
4	Anita Connelly	100	100	100
5	Frank Germino	68	66	67
6	Bob Loncar	62	87	100
7	Joseph Walkovich	87	57	63
8	Christopher Robinson	90	89	100
9	Robert Swope Sr.	100	100	100
10	Barry Bacha*	53	69	92
11	Mario Adore	43	50	71
12	Scott Leinbach	94	94	100
13	Greg Brouse	100	100	94
14	Peter Kline	93	93	94
15	William Serfass	100	100	91
16	Robert Bertoni	100	100	100
17	Michael Serino	100	100	100
18	James Burns	73	80	60
19	Duke Nasino	41	53	54
20	Tim Butenuth	61	76	92
21	Heather Fechtenburg	90	77	33
22	Bob Ryan	23	44	88
23	Jennie Todd	100	100	100
24	Kevin Shellhammer	90	95	86
25	Robert Wilson	100	100	90
26	Doug Talmadge	80	100	100
27	Bob Herman	100	100	100
28	David Harvey	100	100	100
29	Bernard Kozen	100	100	100
30	Howard Lemonick	88	77	78
31	Robert Bertoni	100	100	100
32	Michael Serino	100	100	100
RHODE ISLAND 94%				
1	John Pesaturo	100	90	90
2	Robert Walker Jr.	86	73	87
3	Beverly Kenney	100	100	100
4	Ron Lopes	100	100	100
VERMONT 63%				
1	Charles Schifilliti	50	91	92
2	George Roberge	100	66	100
3	Jeremy Read	53	38	33
4	Gary Royer	75	62	25

Southeast holds strong at 97%



Legend

100%	Participation
90-99%	Participation
75-89%	Participation
50-74%	Participation
25-49%	Participation
0-24%	Participation

Southeast Region

Dis. No.	Administrator Name	2016 %	2017 %	2018 %
ALABAMA 60%				
4	Steve Patterson	100	100	50
8	Chris Cianciola	100	100	70
FLORIDA 99%				
1	Ron Covey	100	100	100
2	Ken O'Neil*	100	100	100
3	Kim Davies	100	100	100
4	Danna Neely	100	100	100
5	Michelle Jones	100	85	100
6	Terry Thompson	88	88	100
7	John Knapp	100	100	100
8	Michael Bramblett	100	100	100
9	Fred Burson	100	100	100
10	Brian Johnson	100	100	100
11	Marty Martin	100	100	100
12	Eric Pearson	100	100	100
13	Christine K Webb	100	100	100
14	Debbie Dobbs	100	100	100
15	Frederick Lorentsen	100	100	100
16	Tim Donohue	100	100	100
17	Dewey Hudman	100	100	100
18	Lisa Holton	100	100	100
19	David Viers	100	100	100
20	Gary Gentry	100	100	100
21	Jonathan Duffield	67	67	100
22	Joseph LeBlanc	100	100	100
23	Ken Woodburn*	100	100	83
24	Denise Sprenkle	100	100	100
25	Sue Carrigan	100	100	100

26	Beth Vanvraken	100	100	100
27	Marcia Montz	100	100	100
GEORGIA 100%				
1	Brenton Baggett*	100	100	100
2	Jeff Colwell	100	100	100
3	Horace Beaty	100	100	100
4	Linda North	100	100	100
5	Roman Jones	100	100	100
6	Vince Fernandez	100	100	100
7	Jeremy Haley	100	100	100
8	Richard Bryant	77	87	100
10	Robin Scott	100	100	100
NORTH CAROLINA 87%				
1	John Barker*	100	100	100
2	Vince Scanlon	100	100	100
3	Gray Little	100	100	100
4	Terry Lee Giles	77	87	63
5	Shane Melton	50	85	86
6	David Herring*	100	100	90
7	Joe Cook	60	80	67
SOUTH CAROLINA 100%				
1	Greg Goodell	100	100	100
2	Travis Ellis	100	50	100
3	Brian Weseman	100	100	100
5	Patrick Dottellis	100	100	100
7	Chris Posey	100	100	100
8	Jamie Bennett	83	100	100
TENNESSEE 94%				
1	Keith Wish	75	66	50
2	Ray Eidson	100	100	100
4	Lowell Easterly	100	100	100

5	Philip Winters	100	88	100
6	Jeff Wallace*	100	100	100
7	Robert Douglas Jr.	100	100	100
8	Curtis Jackson	88	100	100
9	Tommy Shelton	100	77	100
VIRGINIA 100%				
1	Ricky Compton	100	100	100
2	Dwayne Tuggle	80	100	100
3	Michael Thompson	100	100	100
4	Ellen Witherow	100	100	100
5	Devon Corrigan	100	100	100
6	Jean Albertson	100	100	100
7	Bob Sherrill	100	100	100
8	Andrew Adler	100	100	100
9	John Donaldson	100	100	100
10	Bob Sottile	100	100	100
11	Robert Huff	100	100	100
12	Fred Corbett	100	83	100
13	Allen Couch	100	100	100
14	Jimmie Straley	100	100	100
15	Jim Roberts	100	100	100
16	Lamott Smith	100	100	100
WEST VIRGINIA 98%				
1	Greg Adkins	100	100	100
2	Mike Vickers	100	100	100
3	Ernest Jones	100	94	95
4	Paul Flanagan	100	100	100
5	Jeff Mossburg*	100	100	90
6	Nevin Kilmer	100	100	100
8	Denver McFoy	100	100	100

* Indicates new District Administrator in 2018.

* Indicates new District Administrator in 2018.

West increases safety to 93%

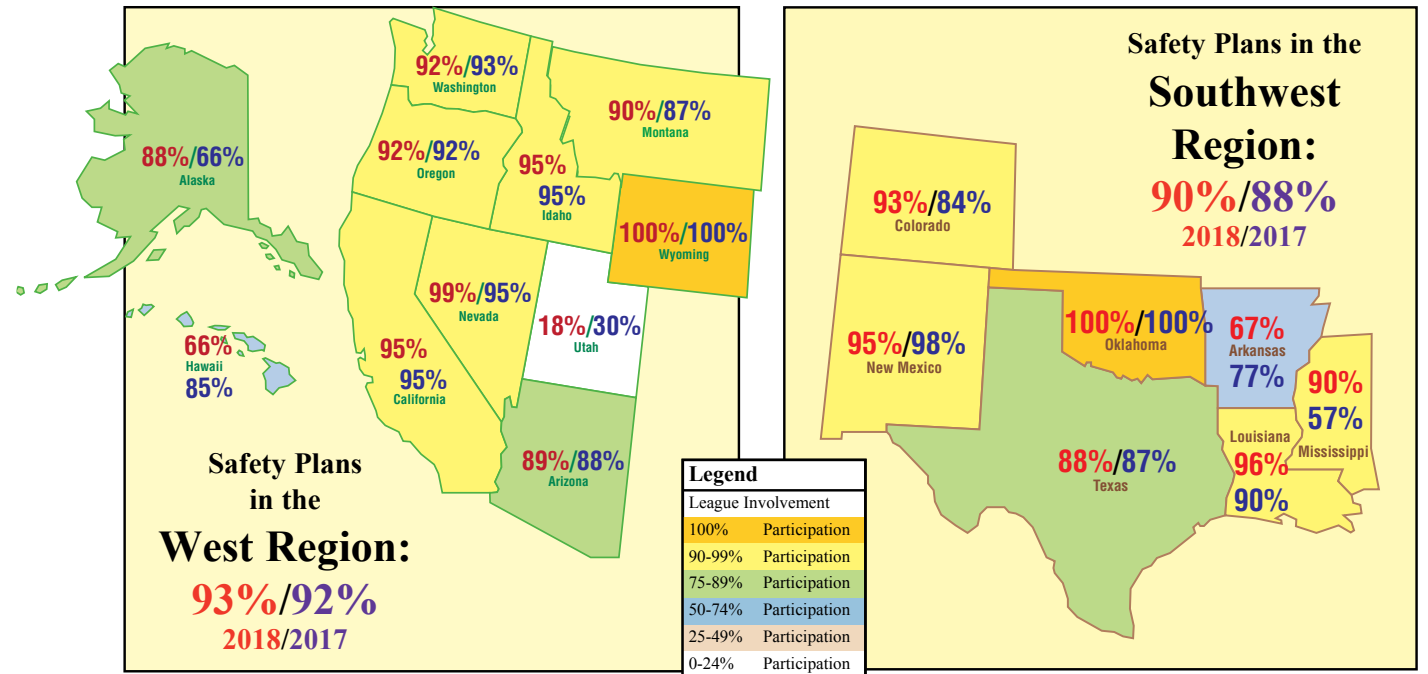
West Region

Dis. No.	Administrator Name	2016 %	2017 %	2018 %
ALASKA 88%				
1	David Gemmell	56	62	75
2	Duane Bell	83	80	100
ARIZONA 89%				
1	Kevin Mullaney	100	100	100
2	Michelle Kell	93	85	100
3	Mark Lane	91	90	100
4	Arlene Diaz-Gonzalez	88	77	100
5	Carl Thompson	100	100	100
6	Irwin Altman	88	88	100
7	Mark Yarbrough	30	55	44
8	Brooks Bishop	90	80	89
9	Leigh Pitts	100	100	100
10	Socorro Minner	100	100	100
11	Lee Ann Saiz-Mares	85	100	100
12	Cindy Snow	100	100	100
13	Joe Diaz	50	50	33
14	Carl Gagey	75	83	83
CALIFORNIA 95%				
1	Richard Jamerson	69	69	100
2	Tom McKinney	100	100	100
3	Ned White	100	100	100
4	Ted Boet	100	100	100
5	Norman Fuller	100	100	100
6	Wayne Del Nero	85	100	100
7	Dianne Cardona	88	100	100
8	Deanna Martinez	92	90	75
9	Ramon Valenzuela	83	83	67
10	Mike Gentry	100	100	100
11	Dick Gold*	100	100	100
12	Jenice Condie	100	100	100
13	Roger Lazar	100	100	100
14	Reggie Torres	100	100	100
15	Jeanne Thompson	100	100	100
16	Scott Moro	100	100	100
17	Rick Caldwell	100	100	100
18	Milan Mrakich	100	100	100
19	Jerry Curcio	100	100	100
20	Kitti Golden	77	66	100
21	Gary Mendoza	100	100	100
22	Salvador Munoz	90	77	78
23	Alan Fitzgerald	100	100	100
24	Chris White	100	100	100

25	Marty Hoy	90	100	100
26	Dan Moody	71	100	100
27	Jimmie Timms	85	50	33
28	Tim Underdown	100	100	100
29	Carolyn Johnson	100	100	100
30	Denny Curran	100	100	100
31	Roberta Moore	100	100	100
32	Lisa Lapage	91	100	100
33	Clay Berry	100	100	100
34	Rodney Blaco	100	100	100
35	Donald Goodman	100	100	100
36	Dennis Drag	100	100	100
37	Jerry Flory	100	100	100
38	Bob McKittrick	100	100	100
39	Gene Carlisle	100	100	100
40	Domenic Iadevaia	100	90	100
41	Kim Mowrey	100	93	94
42	Ernie Lucero	100	88	100
43	Allen Pryor*	90	100	91
44	Sharon Zolezzi	100	100	100
45	Jeannette Frederick	100	100	100
46	Robert Bonelli	100	100	100
47	Claudia Valle*	100	100	100
48	Beckie Lewis	60	60	70
49	Martin Hoover	100	100	100
51	Jeff Ahrens	94	83	100
52	Douglas Rebert	93	80	80
53	Jim Spering	100	100	100
54	Mac Cameron	100	100	100
55	Tamara Alexander	100	100	100
56	Richard Michal	100	100	91
57	David Wetmore	100	100	100
58	Howard Reeves	100	100	89
59	Debbie Narvaes	100	100	100
61	Josh Bryant	75	100	80
62	Mark Groh	100	100	100
63	Susan Lindahl*	80	70	70
64	Michael Pappa	100	100	100
65	Butch Carter	100	100	100
66	Rolland Slade	100	100	90
67	Paul Zwickey	20	60	60
68	Ezio Petrella	100	100	100
70	Mike Ratermann	100	100	100
71	Doug Morris	100	90	100
72	Kevin Mensen	37	71	100

73	Tony Lema Sr.	100	100	100
HAWAII 66%				
1	Carole Ota	80	80	80
3	Ernest Delima	100	100	67
4	Eugene Narimatsu	83	100	80
6	Mary Ciacci	100	66	33
7	Derek Kajiwara	100	71	71
IDAHO 95%				
1	Tami Delgado	100	100	100
2	Chuck Lawrence	90	90	90
MONTANA 90%				
1	Jim Sommerville	73	73	80
2	Keith Miller	100	100	100
NEVADA 94%				
1	Tom Lawson	100	100	100
2	Robert Fleming	100	100	100
3	Sam Sandoval	75	83	75
4	Michael Aker	100	100	100
OREGON 99%				
1	Robert Hudlow	88	88	100
2	Georgia Herr	100	100	90
3	David Hicks	91	66	100
4	Gary Rowell	94	94	100
5	Elizabeth Hisatake	100	100	100
6	Derin Jones	100	100	100
7	Carl Buchholz	100	93	100
8	Kim Douglas	100	100	100
UTAH 18%				
1	Aaron McArthur*	25	30	18
WASHINGTON 92%				
1	Ed Lundberg	100	100	100
2	Patrick Ryan	86	100	100
3	Glen Dickason	90	90	90
4	Mike Ray	100	100	100
5	Jarel Pittman	80	66	67
6	Thomas Dent	90	100	90
7	Will Stedman	87	100	100
8	Gilbert Nilson	100	84	77
9	Bob Toigo	100	100	100
10	Charlie Frampton	100	100	100
11	James Wheat*	85	100	100
12	Kim Betzsold	70	66	78
13	Rob Beamer*	100	85	100
WYOMING 100%				
1	William Sedlacek	90	100	100
2	Verdon Hoopes	100	100	100

Southwest jumps to 90%



Southwest Region

Dis. No.	Administrator Name	2016 %	2017 %	2018 %
ARKANSAS 67%				
1	Travis Young	50	66	50
3	Travis Young	100	83	83
COLORADO 93%				
1	Dana Palmer	100	100	100
2	David Penney	53	54	70
4	Lisa Greene	100	100	100
5	Mike Sedillos	100	100	100
LOUISIANA 96%				
1	Michael Marler*	100	100	100
2	Michelle Sigrest-Lewis	100	100	100
3	Michael Marler	100	100	100
5	Brent Shuff	50	50	80
6	Ronald Turner	100	100	100
MISSISSIPPI 90%				
1	Clif Marshall	43	57	90
NEW MEXICO 95%				
1	Francisco Guerra	100	100	100
2	Troy Grant	87	100	80
3	Sheila Holley*	75	100	100
4	Angela Garcia*	85	100	100
5	Anthony Fasulo	100	100	100
6	Bruce Chitwood	80	100	100

7	William Villines	100	83	71
8	Carlos Garcia	100	100	100
9	Pamela Marie Stanley	100	100	100
10	Sam Gomez	100	100	100
OKLAHOMA 100%				
1	Stephen Skocik	50	100	100
TEXAS 88%				
WEST TEXAS 84%				
1	Frederick Leighton*	17	100	100
2	Derrick Archer*	55	85	100
3	Kelly Clary	30	88	100
4	Cathy Baughn	87	71	75
5	Shane Deel	64	64	47
7	Thomas Leferink	75	83	82
8	Michael Lucky	100	85	100
9	Eddie Burns	61	50	58
19	Richard Buckelew	100	100	100
21	Barbara Lestourgeon	85	95	100
22	Joel Resendez	91	100	100
23	Rick Reyes	83	83	83
24	David Tobias	84	91	77
26	Tim Ersch	100	100	100

34	David Rivera	55	62	43
35	Gerald McCrary	100	100	100
37	Dexter Nichols	80	50	40
38	Bobbie Brown	85	100	100
EAST TEXAS 92%				
10	Michael Farrel	100	100	100
11	Ricky Duncum	27	36	55
12	Charles Boykin	79	83	85
13	Shawna Powell*	100	100	100
14	Charlie Sweetin	76	92	86
15	Myrna Flores	90	100	78
16	Kelly Campbell	100	100	86
17	Tom Edge	100	88	100
18	Paul Sanders*	100	100	92
25	George Hernandez	100	100	86
27	Danny Kotzur	92	100	100
28	Sam Yaeger	100	100	100
29	Jayne Royal	93	82	100
30	Nancy Garza	100	100	100
31	Joe Patterson	100	100	100
32	Jerry Mcinnis	100	100	100
33	Damon Slaydon	87	83	100

* Indicates new District Administrator in 2018.

* Indicates new District Administrator in 2018.

COMMON SENSE FROM THE FIELD

We relocated our dugouts, which used to protrude onto the playing field.

– **South Austin Optimist, Texas**

We closed an entrance to automobiles that allowed vehicle access close to the concession stand.

– **Statham LL, Georgia**

We have engraved signs with our park's physical address posted on each clubhouse. Emergency dispatchers require a complete physical address and we have prominently displayed it to save critical seconds in an emergency situation.

– **Bridgewater Community LL, Virginia**

The coach is to perform a safety check before use of the batting cage to include, but not limited to, inspection of condition of and correct of positioning of netting; screens; fences; gates and removal of all obstacles.

– **Kenmore LL, Washington**

Players are responsible to provide a change of clothes and a large plastic bag at all practices and games in the event that clothing becomes bloodstained. Players in bloodstained clothing will not be allowed to participate.

– **Southridge LL, California**

New street light put up for visibility when leaving the park to parking areas after dark.

– **South Asheville LL, North Carolina**

Included in our Safety Plan is the shutoff valve information for gas, water, and electricity.

– **Eagledale LL, Indiana**

To submit ideas for Common Sense, email us at asap@musco.com.



Little League officials can now utilize the JDP Quickapp to collect the Little League Volunteer Application from potential league volunteers and run background checks at the same time. All potential league volunteers must complete a Volunteer application which includes board members, coaches, managers, umpires, on field coaches, team parents and anyone who has repetitive access or contact with players. For more information on the JDP Quickapp process, please visit LittleLeague.org/Background.

539 US Highway 15
South Williamsport, PA 17702
ASAP News is a service of
Little League® Baseball
and Softball
facilitated and published by
Musco Lighting
©2018
Little League Baseball,
Incorporated and Musco Sports
Lighting, LLC. All rights reserved.
ASAP Hotline: 800/811-7443
Fax: 641-672-1996
E-mail: asap@musco.com
All materials in the ASAP News may
be reprinted by chartered Little Leagues
without prior permission.

