

All team photos and headshots are complimentary but still must be “added to cart” for \$0 in order to download. Game photos are \$16 for a medium photo and \$30 for a large photo. While you can certainly print the medium photo, we recommend the large size to anyone looking to print something large, like a poster.

If you'd like to purchase photos you must follow the below steps:

Step 1: Find the photo you want to purchase. Then click the little shopping cart with a plus in it, in the bottom right hand corner (shown below):

/ 07 - SoCal vs UT - 8/11

Search All Files



DSC02280.JPG

Filename
DSC02280.JPG

Uploaded
18 Aug 2021

Modified
18 Aug 2021

Date Taken
11 Aug 2021

Image Size
6000 x 4000 / 8.56MB

IPTC Keywords
SoCal vs. UT - 8/11 Preg...

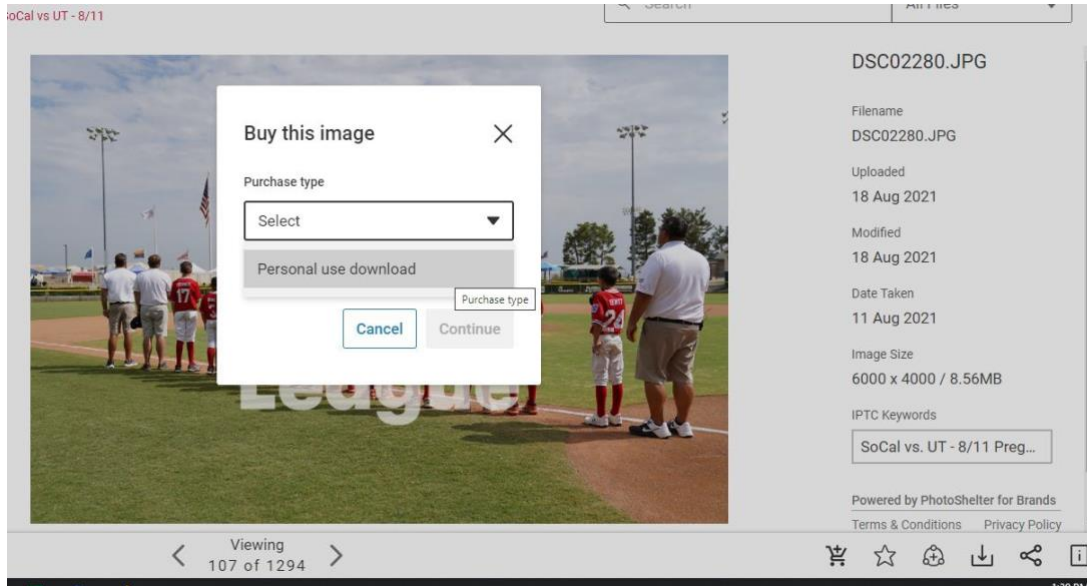
Powered by PhotoShelter for Brand

Terms & Conditions Privacy Poli

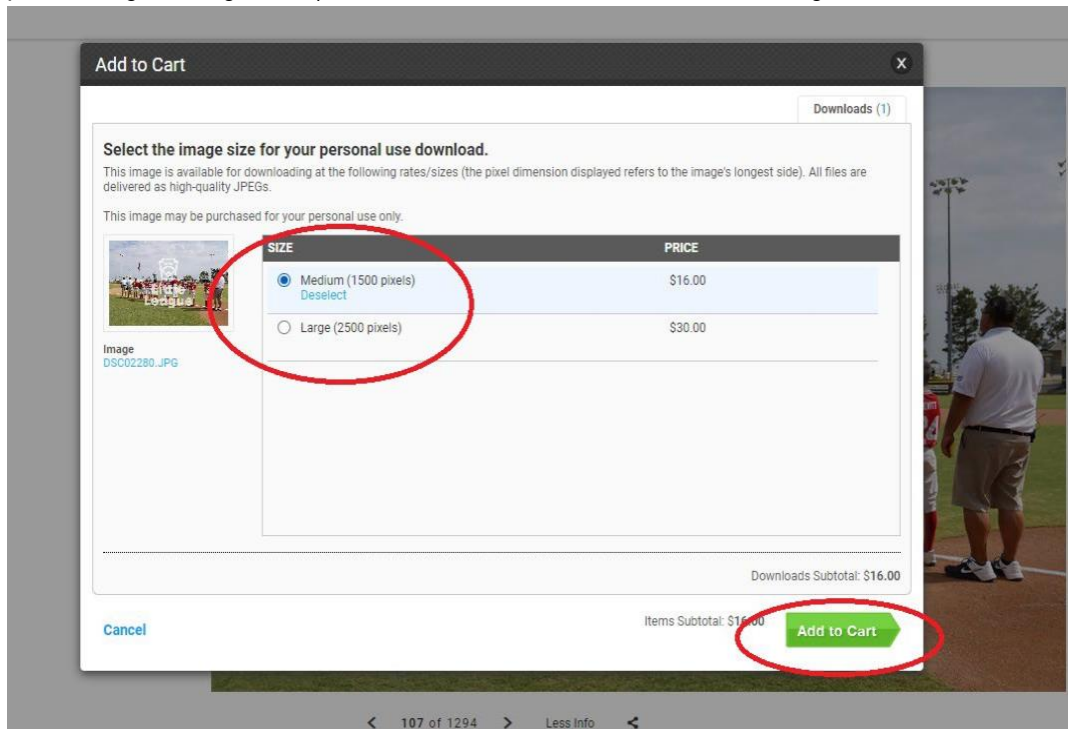
Viewing 107 of 1294



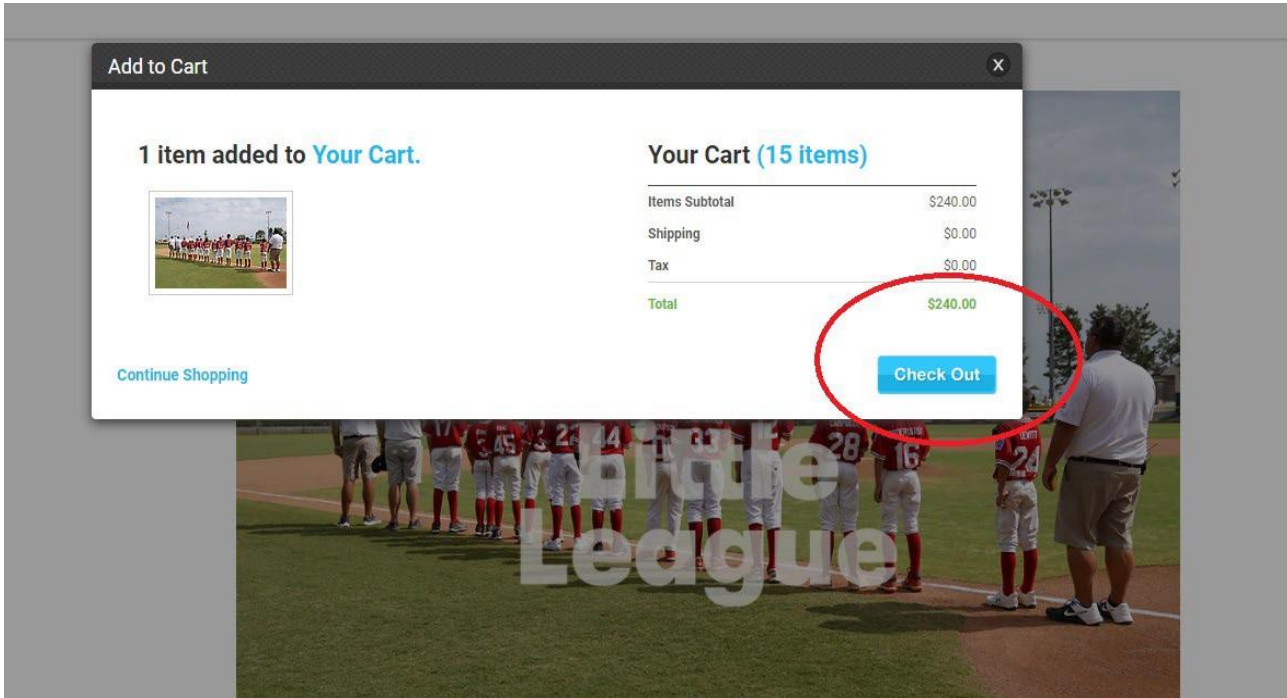
Step 2: Select “personal use download” and continue.



Step 3: Select the size photo you'd like. (If printing anything larger than a 5x7, we would recommend purchasing the large size.) Then, click “add to cart” in the bottom right.



Step 4: Click “check out” unless you would like to add more photos.



After completing these steps, please let us know if you have any further questions.